

Are you Innovation Ready?


InnoQ™ identifies Obstacles to Innovation

Most companies don't evaluate their innovation capabilities on a regular basis

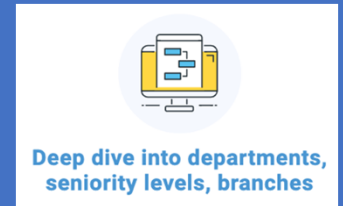
- InnoQ™ measures innovation readiness on 11 dimensions



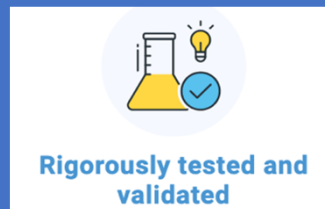
Scores are indexed on national and industry averages across 100+ companies from 15+ industries



You can track your company's progress on each dimension over time



InnoQ™ breaks it down the way you want so you can better identify the weak spots for Innovation



InnoQ™ has been developed after years of rigorous research, using the same standards as peer-reviewed scholarly research

Proven : Companies in top Quartile of InnoQ™ are 87% more Innovative than those in the bottom quartile ✓

Accurate : InnoQ's proprietary algorithm ensures accuracy of data 🎯

Deep and detailed: InnoQ™ is truly representative, seeking input from every employee, not just top leadership 🔍

Stewardship – we provide customized recommendations and interventions 🌱

The Road Test

InnoQ™ was put to the test on 100+ companies from 15+ industries. Some insights*:

- Informal networking is a hallmark of the top 5 innovative industries
- Bureaucracy rules: flexibility is every industry's Achilles Heel
- Empathy is critical both internally and externally

For more details & White Paper

Contact:

<https://www.linkedin.com/in/sanjay-puligadda-b593617/>



The 11 Dimensions of Innovation Readiness

